

# Management Presentation

June 2013

# Disclaimer

This presentation is not an offer of securities for sale in the United States or any other jurisdiction. Securities may not be offered or sold in the United States absent registration with the United States Securities and Exchange Commission, or an exemption from registration. Intercorp Financial Services and its affiliates do not intend to register securities for sale in the United States. Any public offering of securities to be made in the United States would be made only by means of a prospectus that could be obtained from Intercorp Financial Services and that would contain detailed information about Intercorp Financial Services and its management, as well as financial statements. Copies of this presentation are not being, and should not be, distributed in or sent into the United States.

This presentation is directed only at persons who (i) are outside the United Kingdom, (ii) have professional experience in matters related to investments or (iii) are persons falling within Article 49(2) (high net worth companies, unincorporated associations, etc.) of the Financial Services and Markets Act 2000 (Financial Promotion) Order 2005 (all such persons together being referred to as “Relevant Persons”). This presentation is directed only at Relevant Persons and must not be acted on or relied on by persons who are not Relevant Persons. Any investment or investment activity to which this presentation relates is available only to Relevant Persons and will be engaged only with Relevant Persons.

This presentation is not an offer or a solicitation of any offer to buy any securities of Intercorp Financial Services or its affiliates in the European Economic Area. In the European Economic Area, any offer to acquire securities of Intercorp Financial Services or its affiliates, if made, will solely be made to qualified investors (within the meaning of Directive 2003/71/EC).

# Investment highlights

## Strong economic and financial system

- Peru is an economic success with outstanding macroeconomic performance
- The Peruvian financial system is strong and has solid performance indicators
- Banking and insurance industries with high growth potential

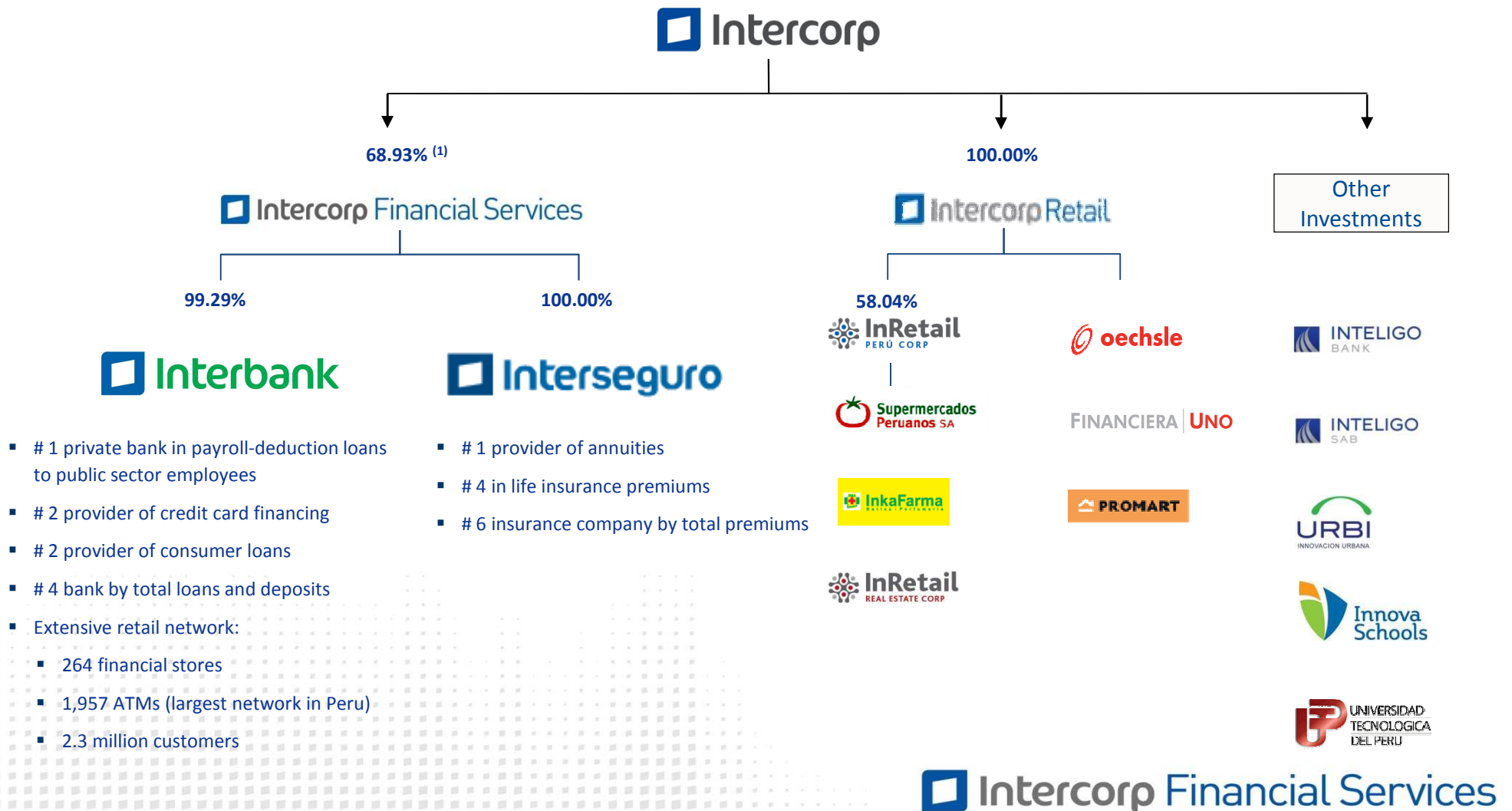
## Leading franchise in financial services

- Leading retail bank and annuities insurance company in Peru
- High quality loan and investment portfolios
- Excellent margins with a stable and low cost of funding
- Experienced management and motivated workforce

## Demonstrated ability to deliver results

- Sustained track record of healthy growth, solid financial performance and responsible capital management
- Above - average profitability

# IFS – A leading financial services company in Peru



Note: information as of March 31st, 2013

<sup>(1)</sup> Float: 31.07%

# IFS financial highlights

## Selected financial information (S/. million)

	2010	2011	2012	March 2013	2008 to 1Q13 CAGR
Total assets	21,900	22,688	26,601	28,704	13.7%
Total loans <sup>(1)</sup>	12,085	14,125	15,435	15,864	13.7%
Retail loans <sup>(2)</sup>	5,828	7,043	7,890	7,971	15.1%
Total deposits	11,992	13,141	14,636	16,060	12.4%
Shareholder's equity <sup>(3)</sup>	2,097	2,366	2,890	3,091	20.4%
Net income <sup>(3)</sup>	499	696	706	750	
ROE <sup>(4)</sup>	26.2%	33.8%	28.2%	28.3%	
ROA <sup>(4)</sup>	2.5%	3.1%	2.8%	2.9%	
NIM (Interbank) <sup>(4)</sup>	8.2%	7.1%	7.0%	6.9%	
PDLs/Total Loans (Interbank)	1.5%	1.5%	1.8%	1.9%	

*(1) Includes total performing loans*

*(2) Includes performing consumer and mortgage loans*

*(3) Attributable to IFS shareholders*

*(4) Last twelve months as of March 31st, 2013*

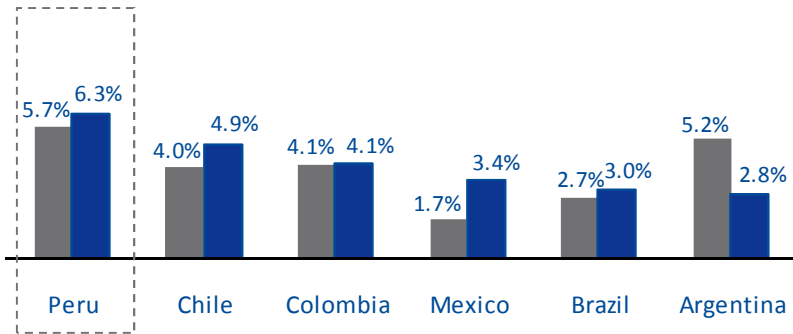
# 1. Strong economic and financial system

# Peru is an economic success...

## Impressive economic growth

Real GDP Growth

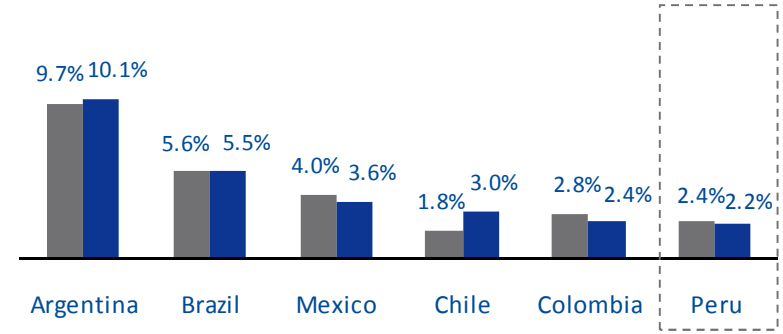
■ 08-12 Average annual growth rate  
■ 2013E <sup>(1)</sup>



## Low inflation environment

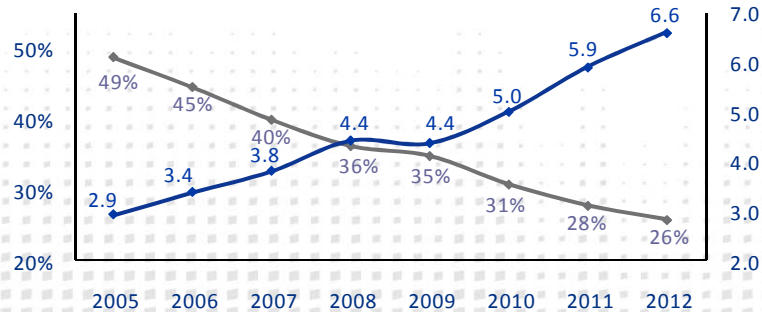
Inflation

■ 08-12 Average annual inflation rate  
■ 2013E <sup>(1)</sup>



## Increased purchasing power

— Poverty rate  
— GDP per capita (in USD thousands)



Sources: Wall Street research, INEI, Apoyo Consultoria  
<sup>(1)</sup> International Monetary Fund as of April 2013

## Strengthened middle class

Social & economic segment

Urban Peru

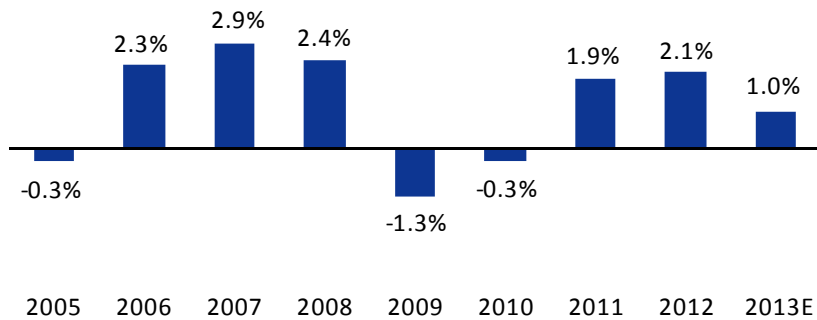
	2007	2012	
A/B	11%	15%	} +8%
C	26%	30%	
D	36%	36%	} -8%
E	27%	19%	

Intercorp Financial Services

# ...with strong macroeconomic fundamentals

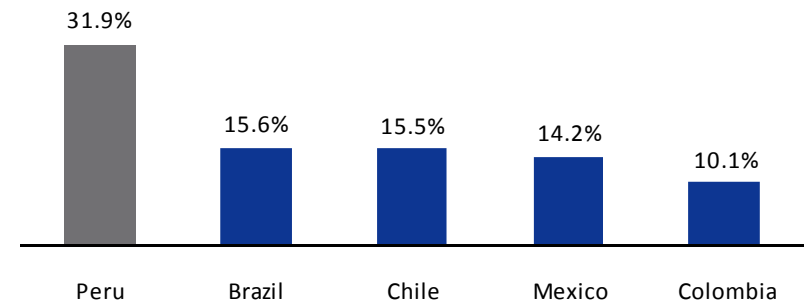
## Responsible fiscal policy

Budget Balance (% GDP)

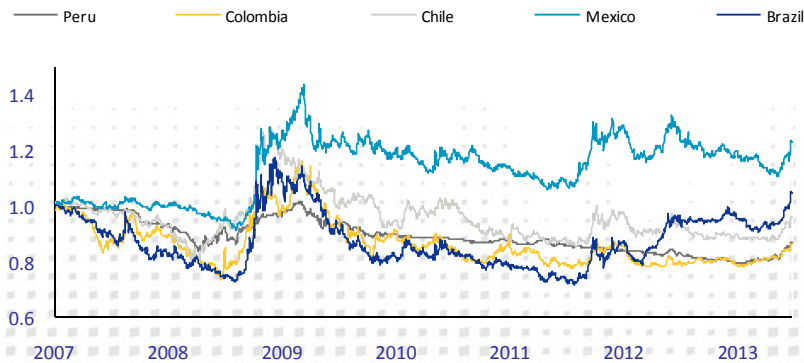


## Solid reserve position

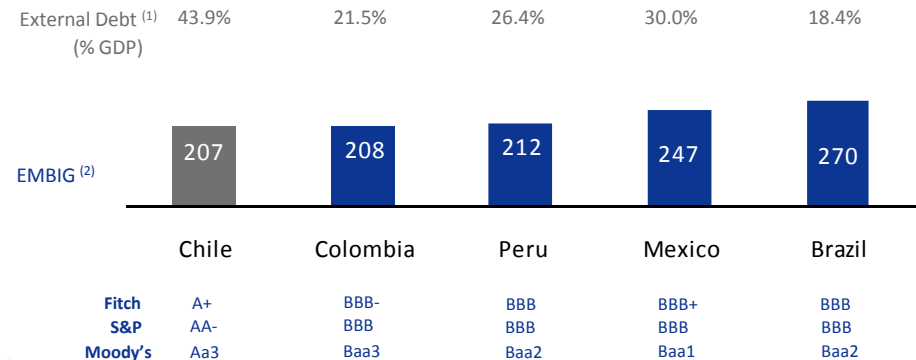
Net International Reserves (% GDP) <sup>(1)</sup>



## Relatively stable currency (Indexed to US\$1.0) <sup>(2)</sup>



## Attractive country risk profile



Agency	Chile	Colombia	Peru	Mexico	Brazil
Fitch	A+	BBB-	BBB	BBB+	BBB
S&P	AA-	BBB	BBB	BBB	BBB
Moody's	Aa3	Baa3	Baa2	Baa1	Baa2

Sources: Wall Street research, BCRP, Bloomberg and Latin Focus

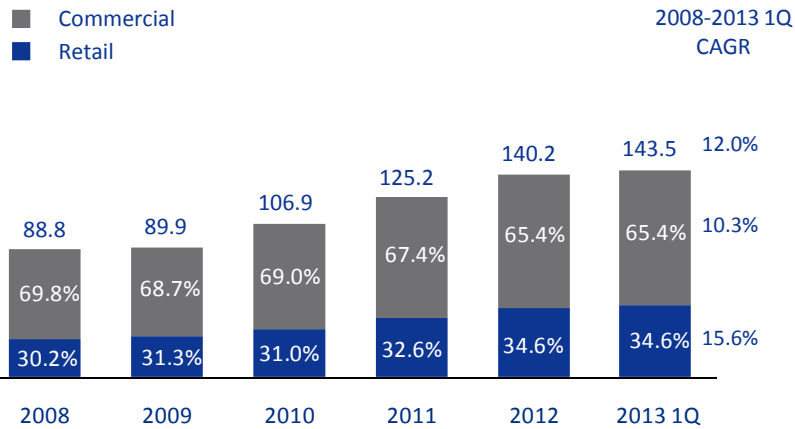
<sup>(1)</sup> As of December 31st 2012

<sup>(2)</sup> As of June 24th 2013. Bloomberg, BCRP

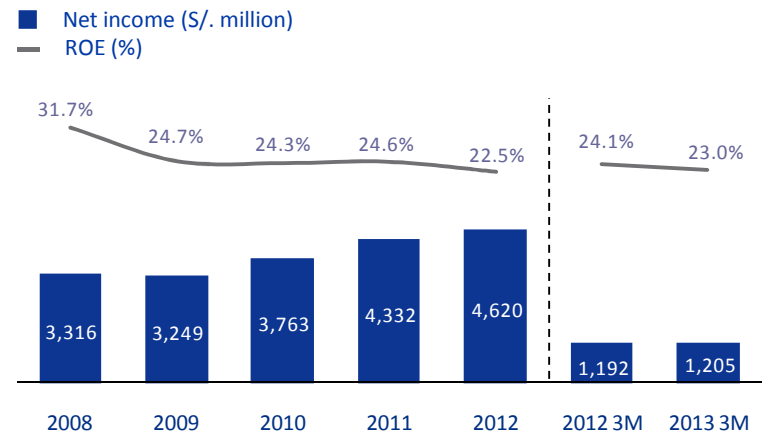


# The banking system has experienced profitable, solid growth...

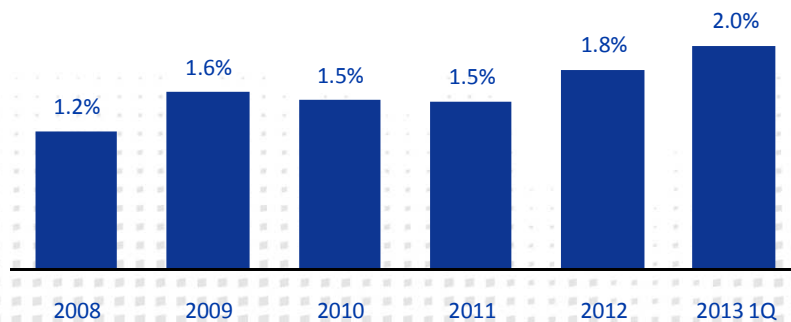
Performing loans (S/. billion)



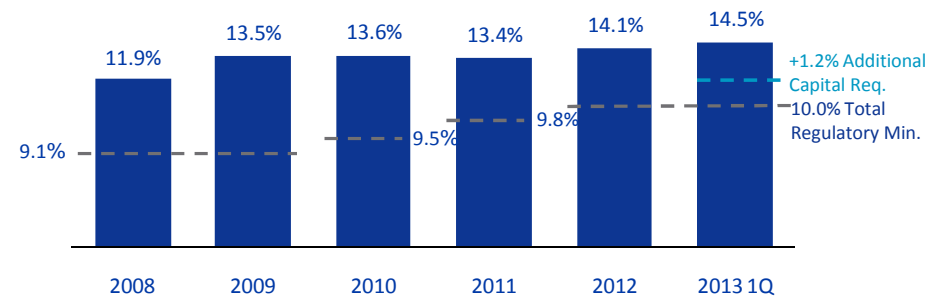
ROE (%)



PDLs / Total loans (%)



BIS ratio (%)

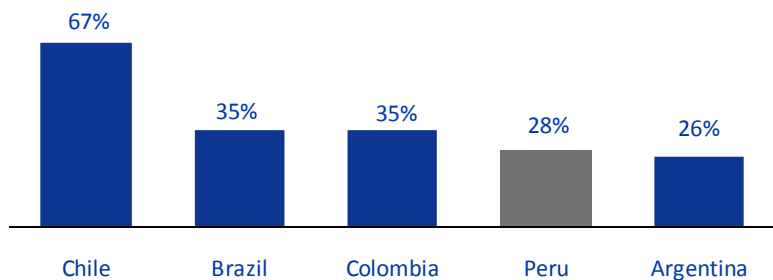


Source: ASBANC and SBS as of March 31st, 2013

# ...and has significant growth potential

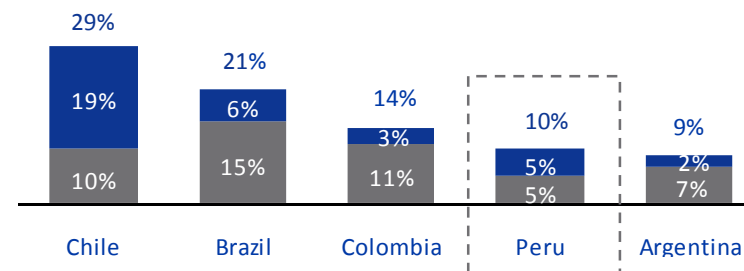
## Banking penetration <sup>(1)</sup>

Deposits / GDP (%)

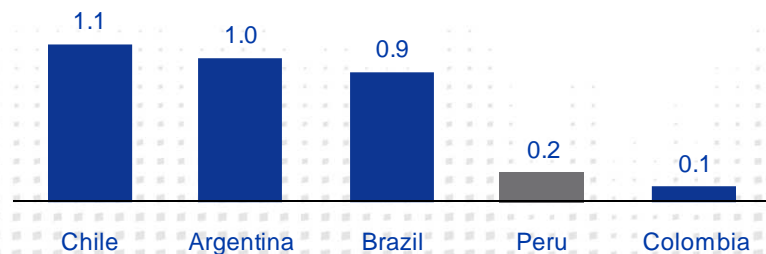


## Retail loan penetration <sup>(1)</sup>

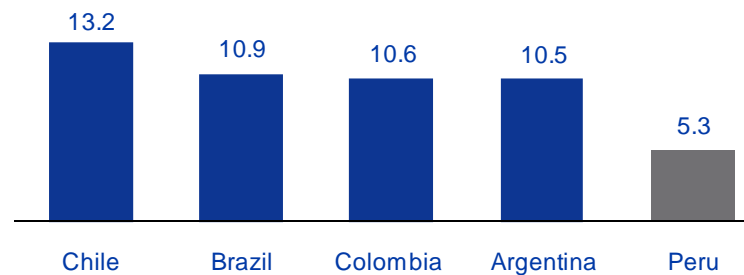
■ Mortgage loans / GDP (%)  
■ Consumer loans / GDP (%)



## Credit cards per inhabitant <sup>(2)</sup>



## Branches per 100,000 inhabitants <sup>(2)</sup>



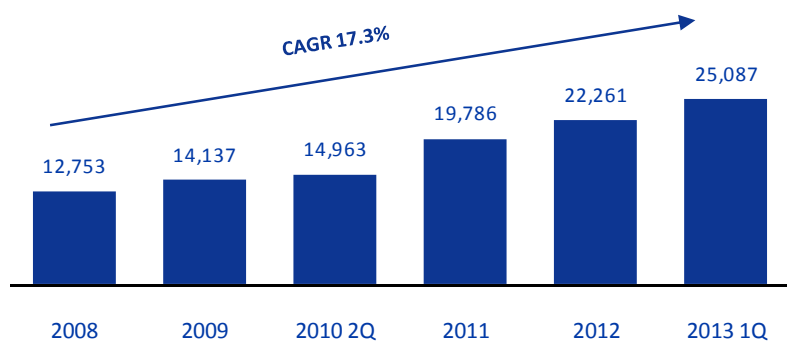
Source: Local superintendencies, Local Central Banks, Felaban, Euromonitor, IMF, Wall Street research

<sup>(1)</sup> As of December 2012

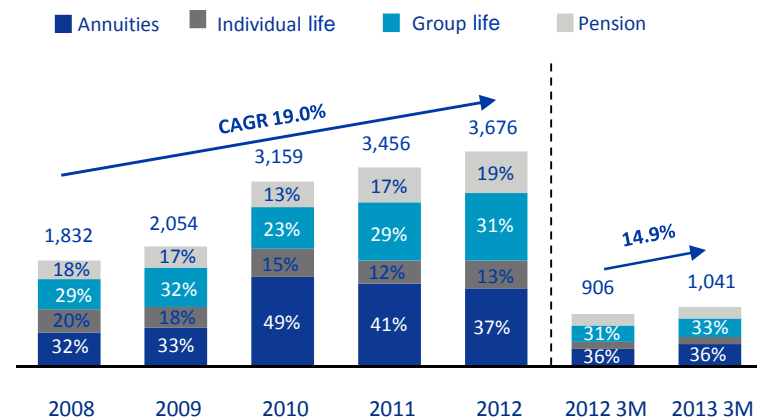
<sup>(2)</sup> As of December 2011

# High growth potential also in the insurance industry

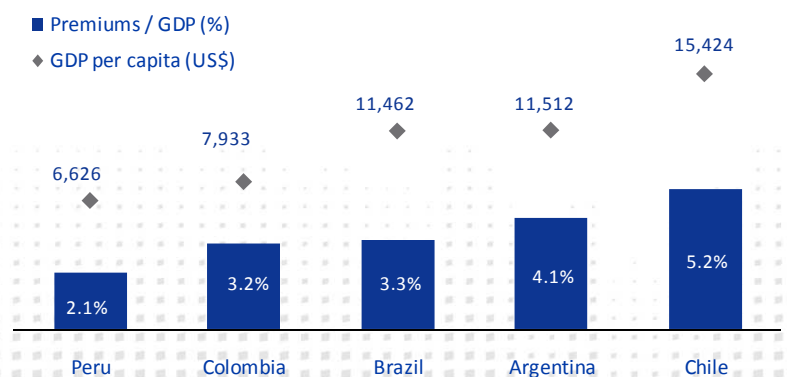
Total assets (S/. million)



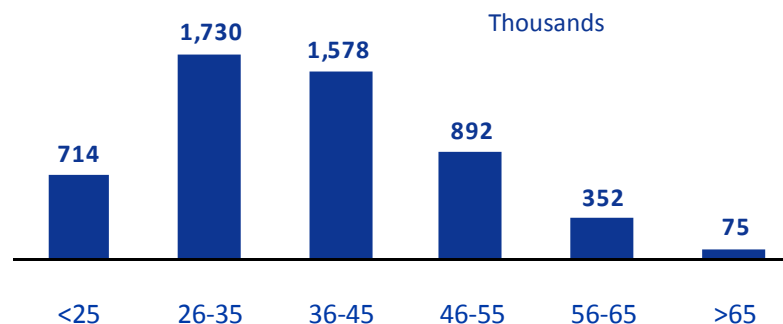
Life insurance premiums in Peru (S/. million)



Premiums / GDP & GDP per capita <sup>(1)</sup>



Affiliates to private pension system by age group <sup>(2)</sup>



<sup>(1)</sup> Source: Latininsurance and Central Banks as of December 31<sup>st</sup> 2012

<sup>(2)</sup> As of March 31<sup>st</sup> 2013

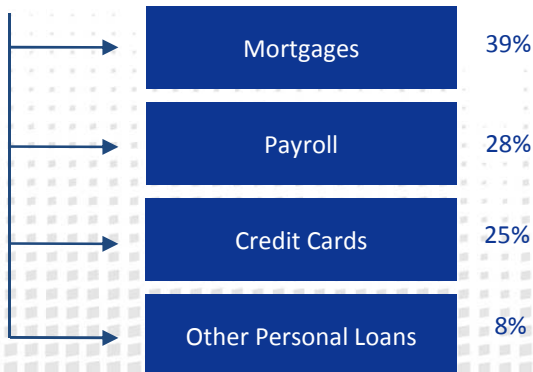
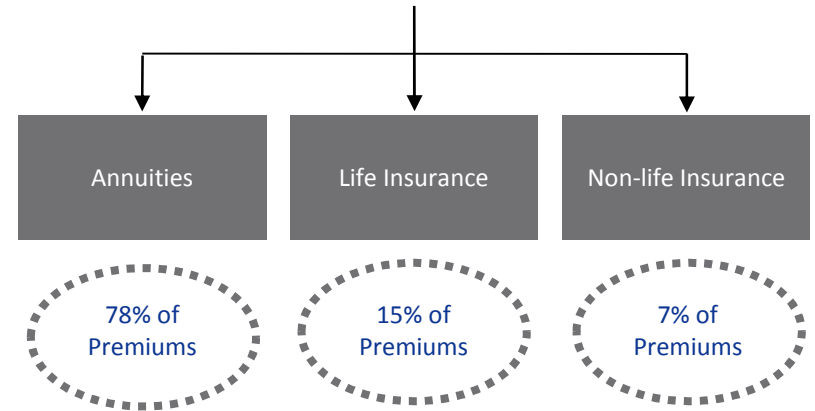
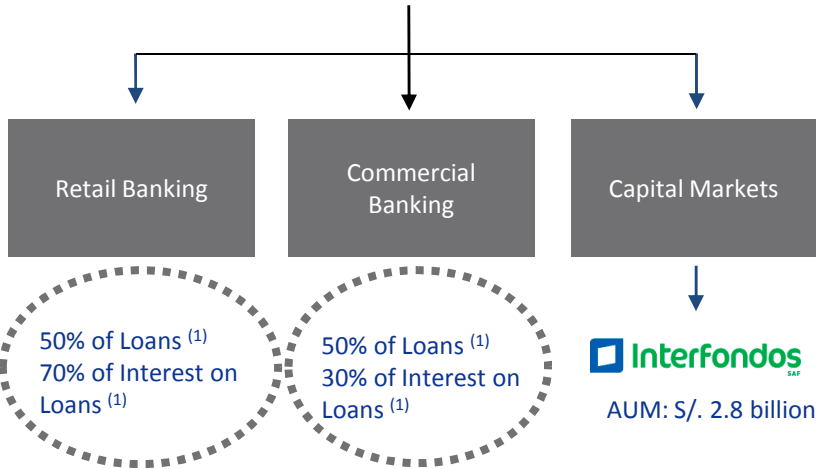
## 2. Leading franchise in financial services

# IFS: strategic focus on retail banking and annuities

InterCorp Financial Services

Interbank

Interseguro



Source: Interbank as of March 31<sup>st</sup>, 2013  
<sup>(1)</sup> Performing loans

InterCorp Financial Services

# A clear and consistent strategy

## Unique value proposition

- Convenience
- Speed
- Service

## Experienced management team & motivated workforce

- Professional management team with significant local and international experience
- Interbank is the only Peruvian company to be ranked one of the Top 20 Best Companies to Work For, ten years in a row
- Strong corporate governance

## Sound risk management

- High growth with strong asset quality
- Experienced risk management team focused on monitoring and managing risks across all business areas
- Development of data mining and customer scoring models

## Above average, profitable growth

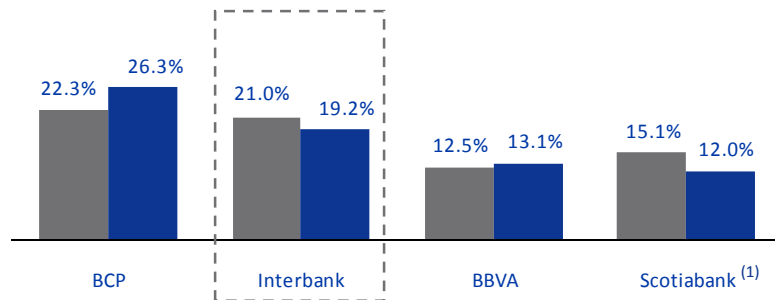
- One of the fastest growing banks in terms of performing loans (CAGR 2008-1Q13 of 13.7% vs. 12.0% for the banking system)
- As of 2012, Interbank's ROE (27.1%) was significantly higher than the banking system's average (22.5%) and ROE for Interseguro (44.1%) was the highest in the insurance industry



# Leading position in retail banking and annuities

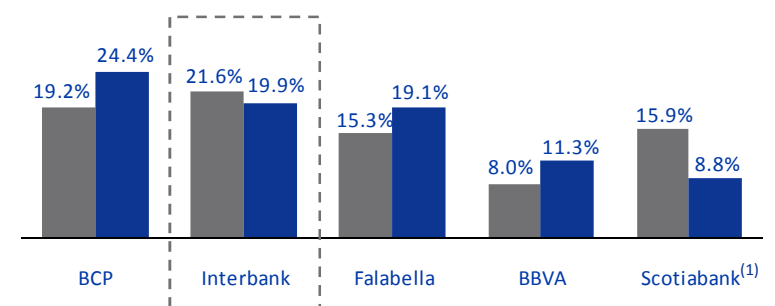
## Consumer loans market share

■ 2008  
■ 2013 1Q



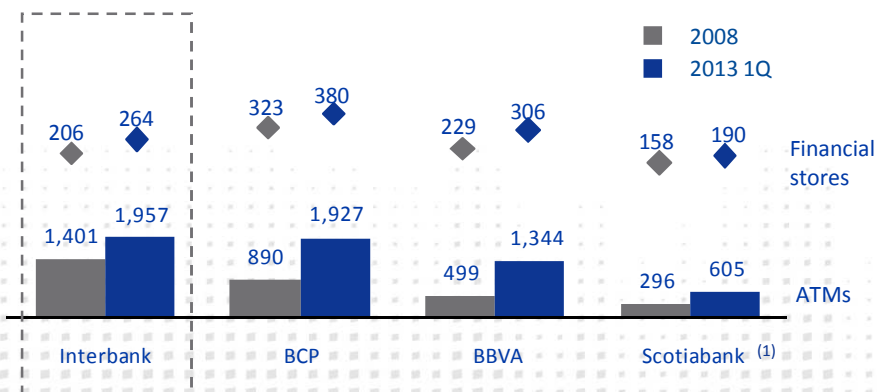
## Credit cards market share

■ 2008  
■ 2013 1Q



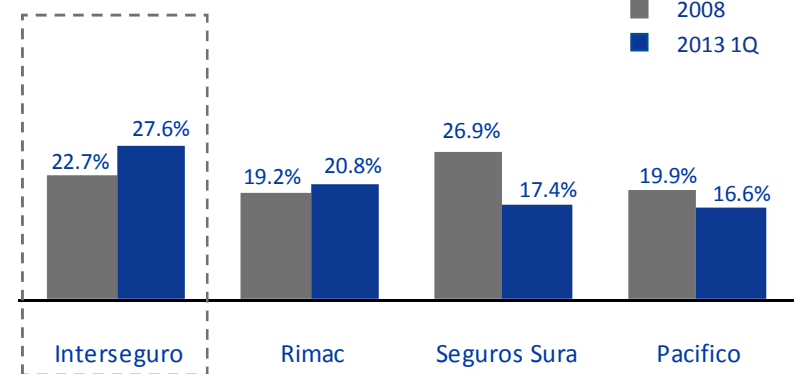
## Number of financial stores & ATMs

■ 2008  
■ 2013 1Q



## Market share in annuities

■ 2008  
■ 2013 1Q



Source: ASBANC as of March 31st, 2013

<sup>(1)</sup> Scotiabank does not include Banco del Trabajo nor CrediScotia

### 3. Demonstrated ability to deliver results

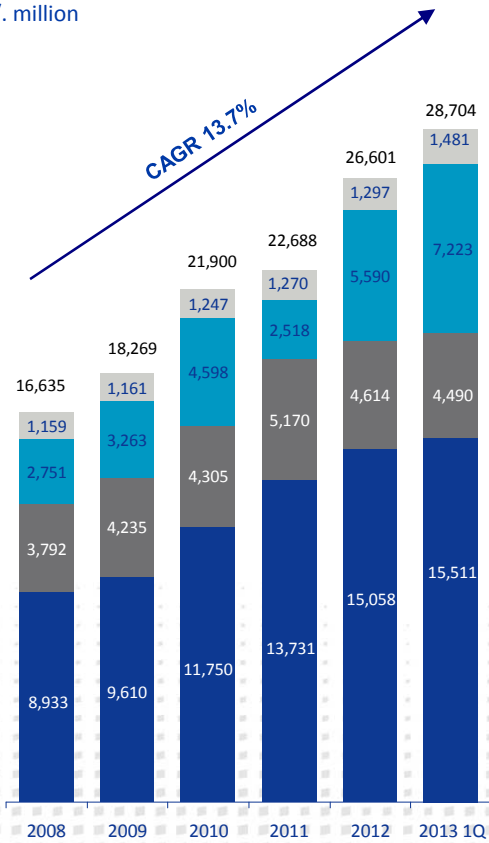


# Significant asset growth

## IFS total assets

- Loans, net
- Cash and due to banks
- Investments
- Others

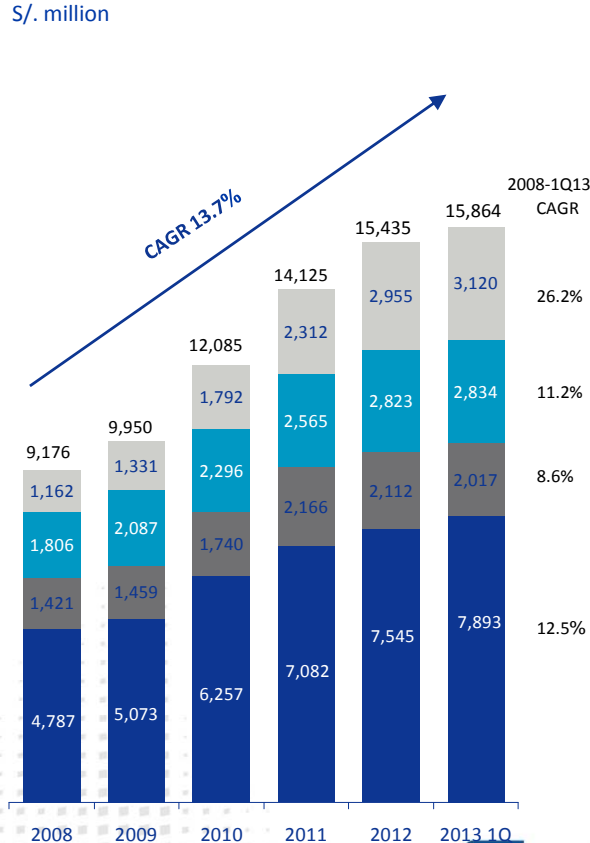
S/. million



## Interbank's performing loans

- Commercial
- Other consumer
- Credit cards
- Mortgages

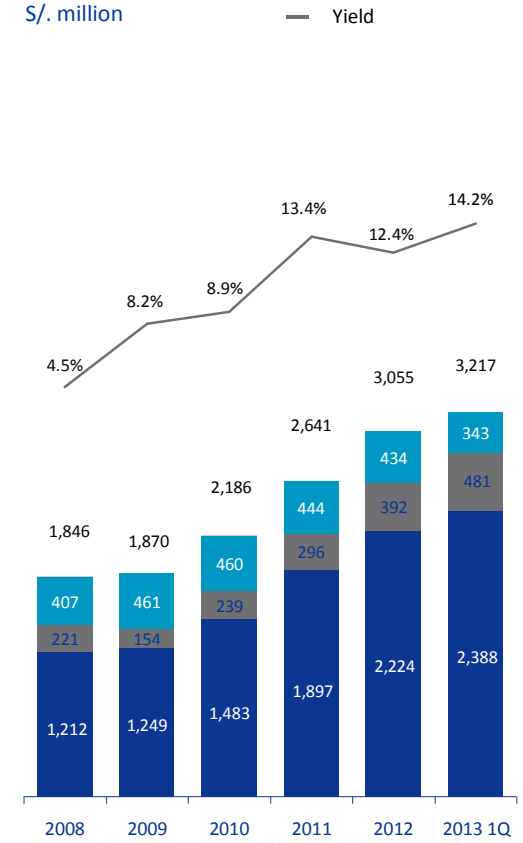
S/. million



## Interseguro's investment portfolio

- Fixed Income
- Real Estate
- Equity and Mutual Funds
- Others

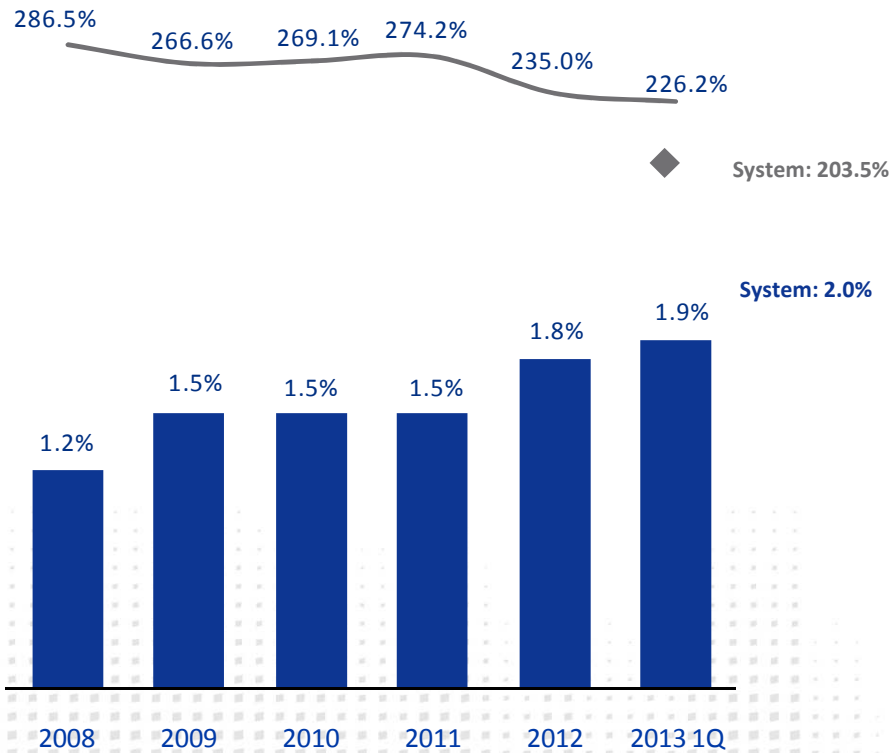
S/. million



# Strong asset quality

## PDL & Coverage ratios - Interbank

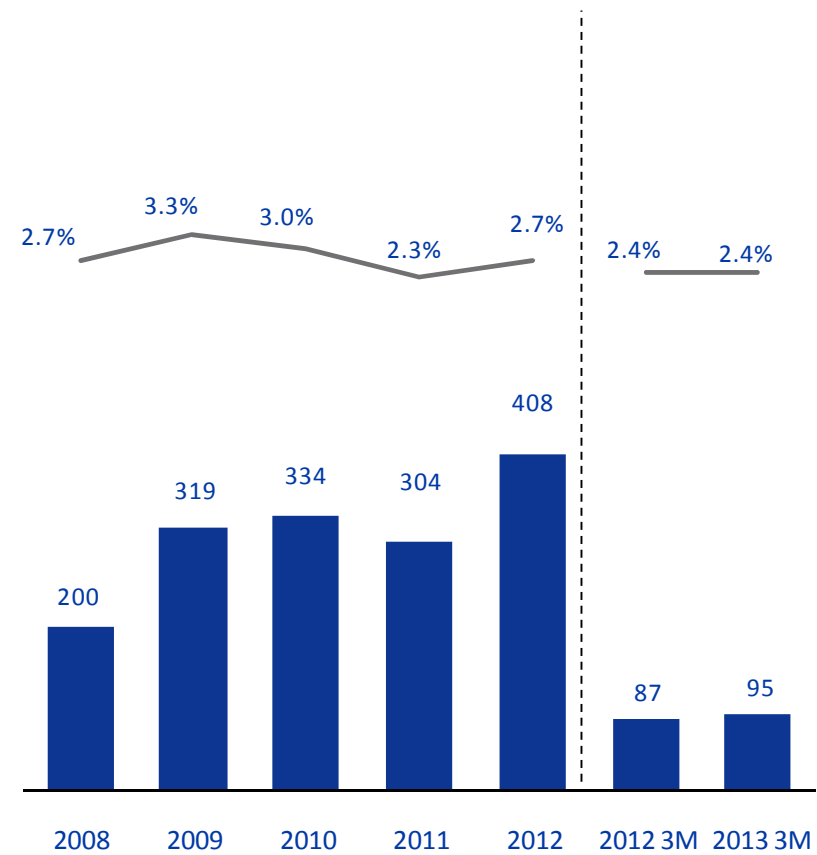
- PDL ratio
- Coverage ratio <sup>(1)</sup>



<sup>(1)</sup> Allowances / PDLs

## Loan Provision Expense - Interbank

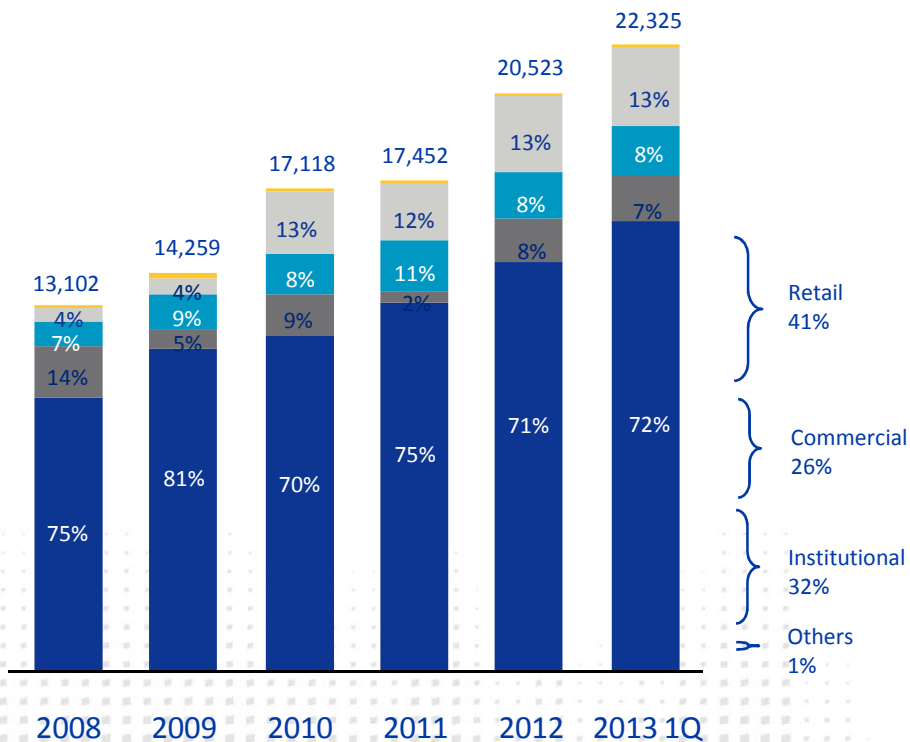
- Provision expense (\$/. million)
- Provisions / average loans



# Stable funding and responsible capital management

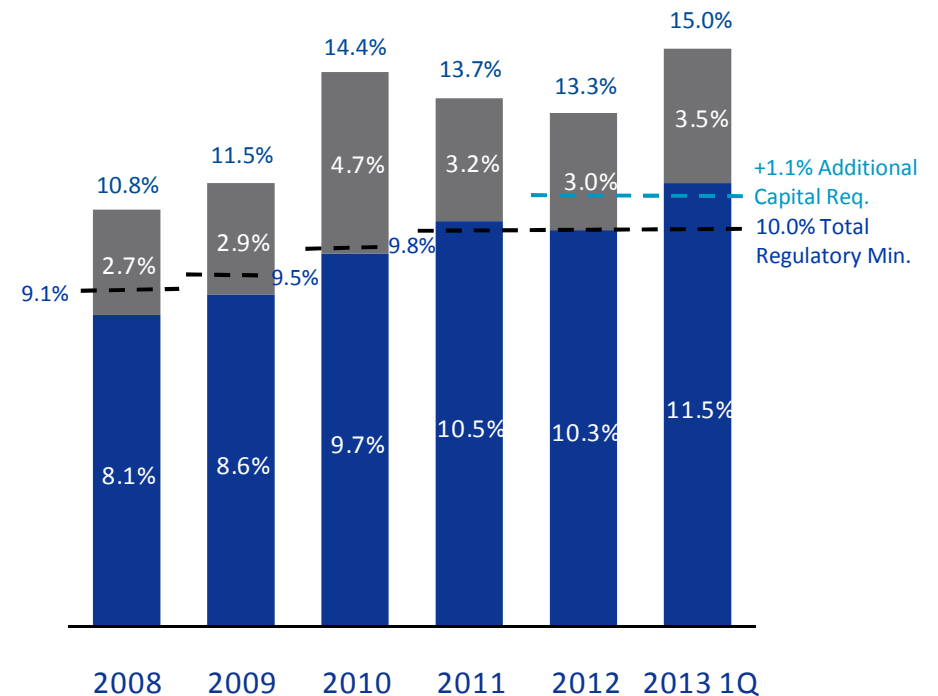
Funding mix - Interbank

- Deposits and obligations
- Long term loans
- Inter-bank funds
- Lines of credit
- Bonds



BIS ratio - Interbank

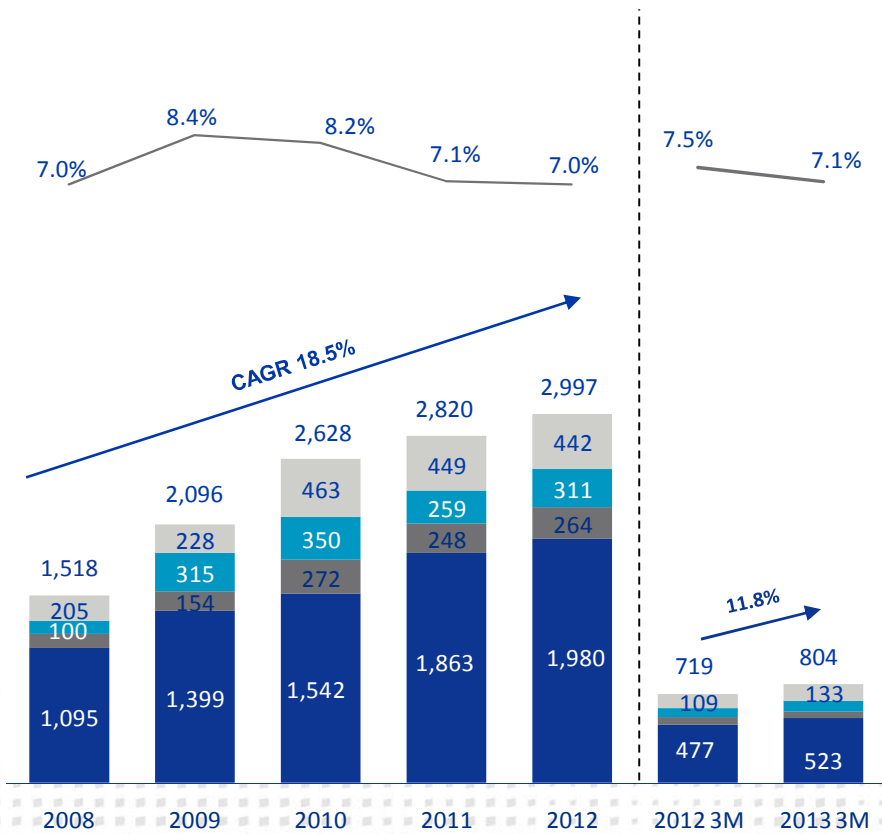
- Tier II
- Tier I



# Consistent and strong revenue growth with improvements in efficiency

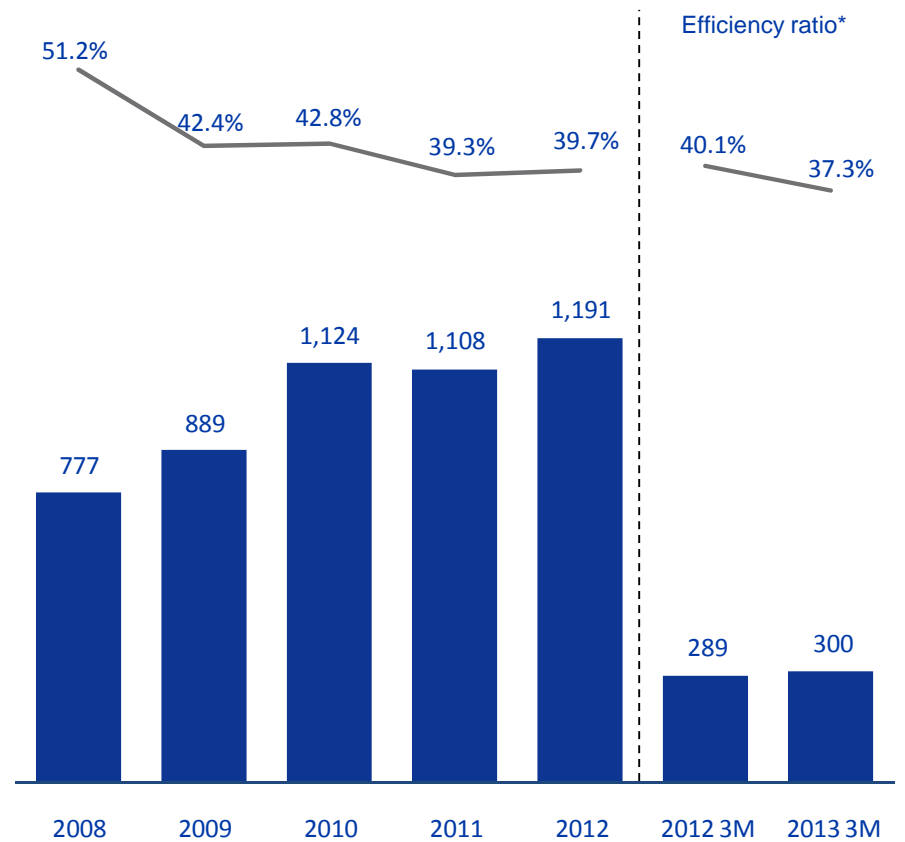
Operating revenues - IFS (S/. million)

- Gross financial margin
- Total premiums
- Fee income
- NIM Interbank



Note: Operating revenues = Gross financial margin + fee income + total premiums

Operating expenses - IFS (S/. million)

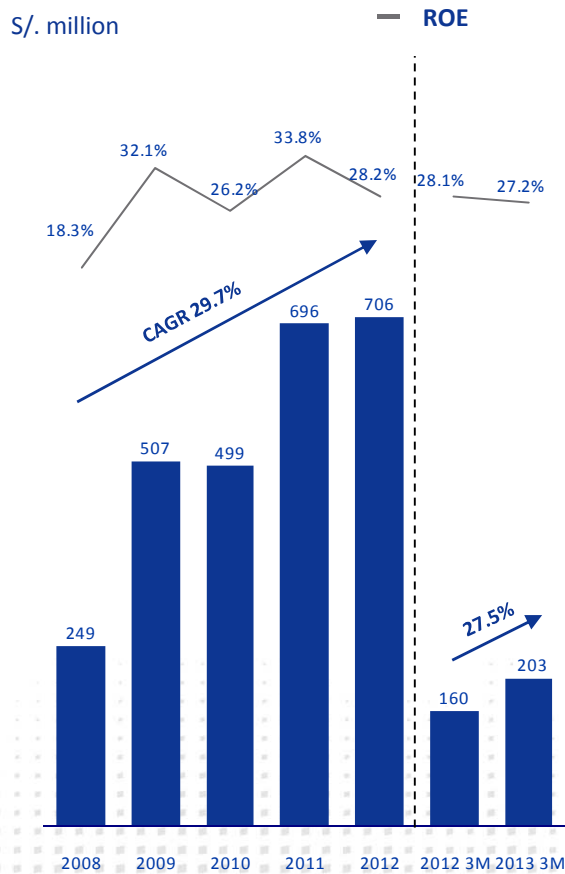


**Intercorp Financial Services**

\*Operating expenses / Operating revenues

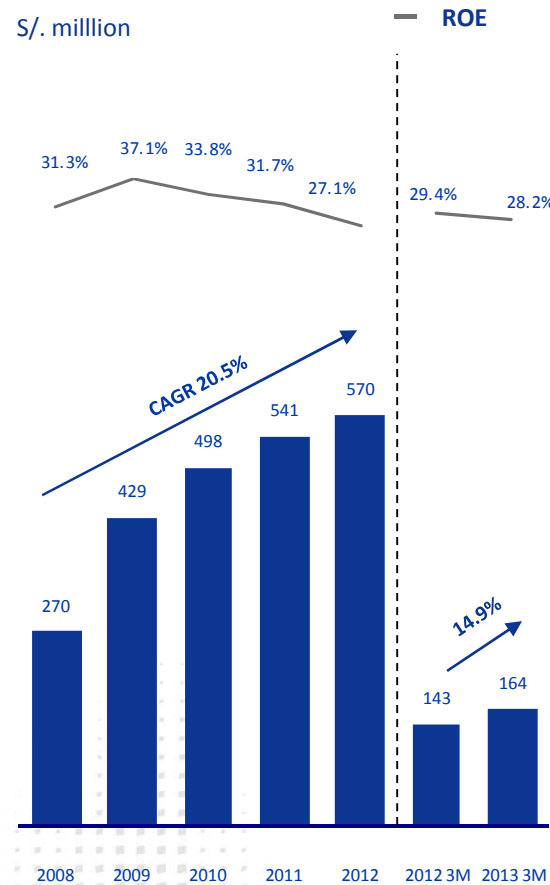
# Significant growth in net income

## Net income\* - IFS

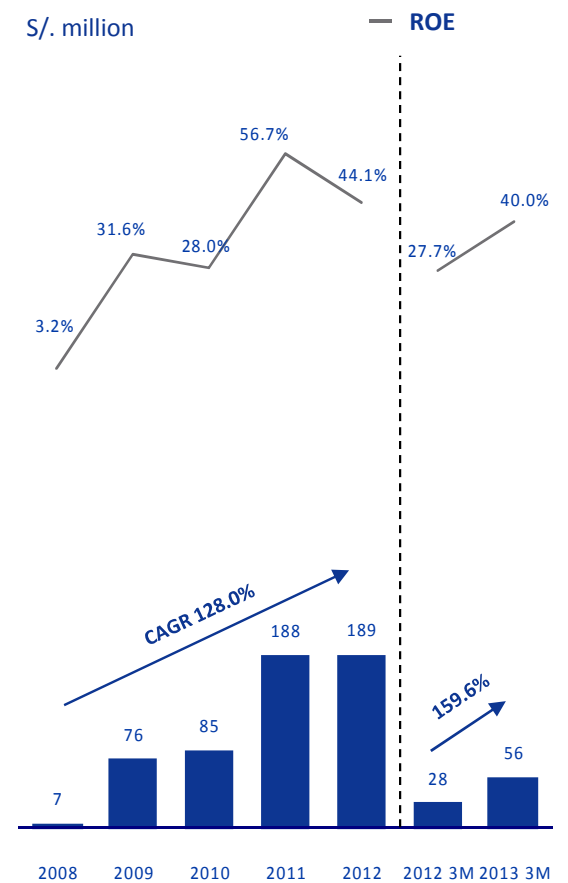


\*Attributable to IFS shareholders

## Net income - Interbank



## Net income - Interseguro



# Investment highlights

## Strong economic and financial system

- Peru is an economic success with outstanding macroeconomic performance
- The Peruvian financial system is strong and has solid performance indicators
- Banking and insurance industries with high growth potential

## Leading franchise in financial services

- Leading retail bank and annuities insurance company in Peru
- High quality loan and investment portfolios
- Excellent margins with a stable and low cost of funding
- Experienced management and motivated workforce

## Demonstrated ability to deliver results

- Sustained track record of healthy growth, solid financial performance and responsible capital management
- Above - average profitability



 **Intercorp** Financial Services